

Below are 10 things you can do to be a good team-player and help your team succeed.

Next to each action, rate how good you think you are at doing them.
Use a scale of 1-10 where 1 is not very good and 10 is excellent.

EXTENSION

Under each action, write an example of when you did that thing well.

TO BE A GOOD TEAM PLAYER:



Score out
of 10

1. Listen to others.

2. Respect other people's ideas and skills.

3. Know what skills you have and use them to help your team.

4. Decide how to do things together.

5. Discuss different ideas calmly.


6. Try different ways to do things and change what you're doing if it isn't working.

7. Allow someone else to lead if it's better for the team.

8. Admit when you're wrong.

9. Help other people when they have a problem.

10. Accept help from others.



THE CHALLENGE

Your challenge is to work as a team to build a bridge that can span a 50cm gap between two desks (without any supports in the middle). Your bridge should be capable of holding at least one pair of scissors (or whatever weight your teacher gives you), but the more pairs of scissors - or weight - it can hold, the better.

NOTE!

You do not need to use all of the materials provided. You cannot get more materials, so plan what you're going to do wisely to make the best use of your materials.

YOUR MATERIALS

Your available materials are:

2 old newspapers
5 elastic bands
2 pairs of scissors
3 meters of string



EXAMPLES OF BRIDGES

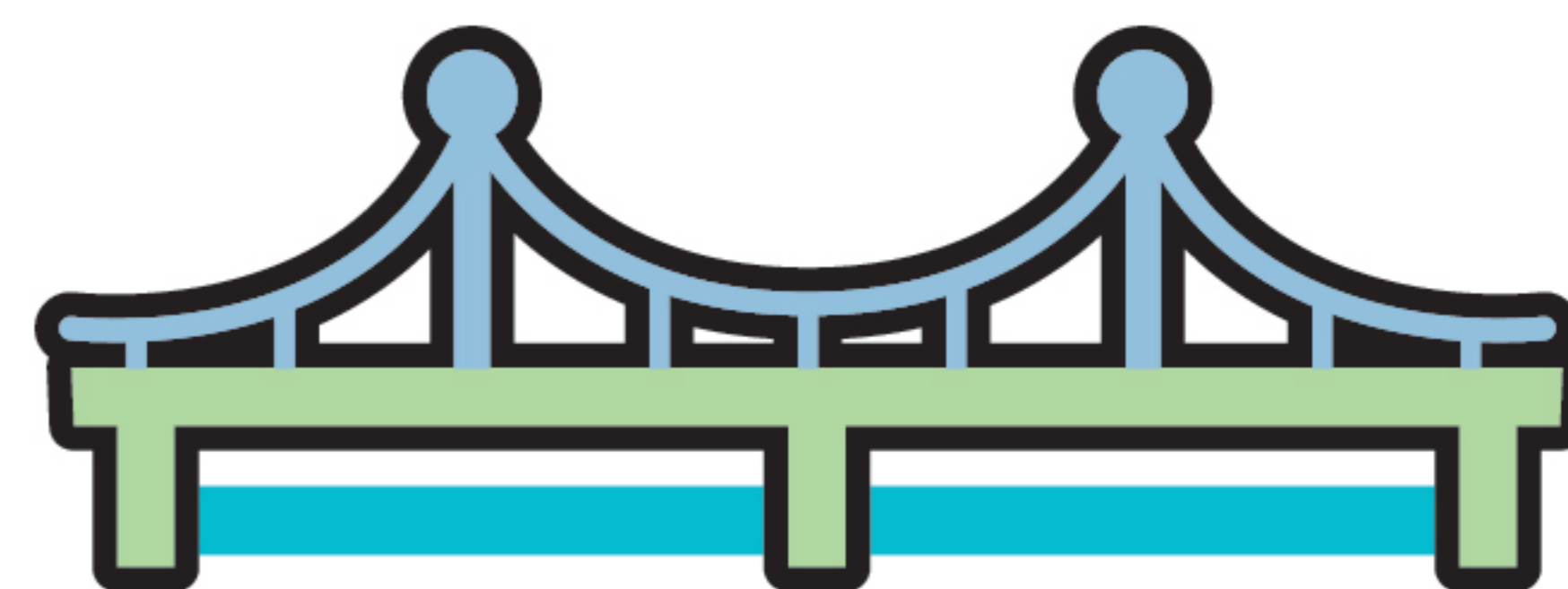
There are different types of bridges. Three are shown here to help you have ideas and design your own bridge.



Beam Bridges go straight across.



Truss Bridges use triangles to spread the weight.



Suspension Bridges use cables and supports to spread the weight.



REMEMBER TO BE A GOOD TEAM PLAYER

1. Give everyone a chance to talk about:
 - a) What are their ideas for how they think the bridge should be built?
 - b) What are they good at doing?
 - c) What do they want to do in the team?
2. As a whole team, decide:
 - a) What design will you try for your bridge?
 - b) Who will do which tasks?
 - c) If you want to have a team leader, who should that be?
3. If disagreements occur, remember to:
 - a) Listen to what each person wants to do.
 - b) Find out why each person is saying what they are.
 - c) Ask others in the team what they think is the best way forward.
 - d) Agree on a compromise or find a way forward.



1. What did you enjoy doing in the group?

2. Do you think you worked well with others?

3. What was the most difficult part of working in your group?

4. What went well for your group?

5. What could you do better next time? Was there anything you didn't enjoy?



CLASS STORY CIRCLE



Tree
Flower
Cat
Money

Space Rocket
Car
Boy
Rain

Girl
Mirror
Camera
Lighted candle

Bowl of food
Bottle of liquid
House
Rainbow



Mouse
Ball of string
Train
Dinosaur

Sunshine
Mountains
Beach
Fish

River
Dog
Person on a horse
Road

Spider
Letter
Group of people
Castle

Things we do can affect others. In an argument, we can do things that might make the argument better or could make it much worse. Put all the things that could help an argument pass in the Peace Makers column. Put all the things that might cause an argument or make it worse in the Peace Breakers column. You can either cut out the cards and stick them in the table or write out the words in the table.

PEACE MAKERS	PEACE BREAKERS

Apologise	Ignore the other person
Use kind words	Use unkind words
Let the other person finish speaking	Interrupt
Tell the truth	Tell lies
Take turns to talk	Speak over someone else
Talk clearly and calmly	Shout
Listen	Jump to judgements
Ask for help	Run away



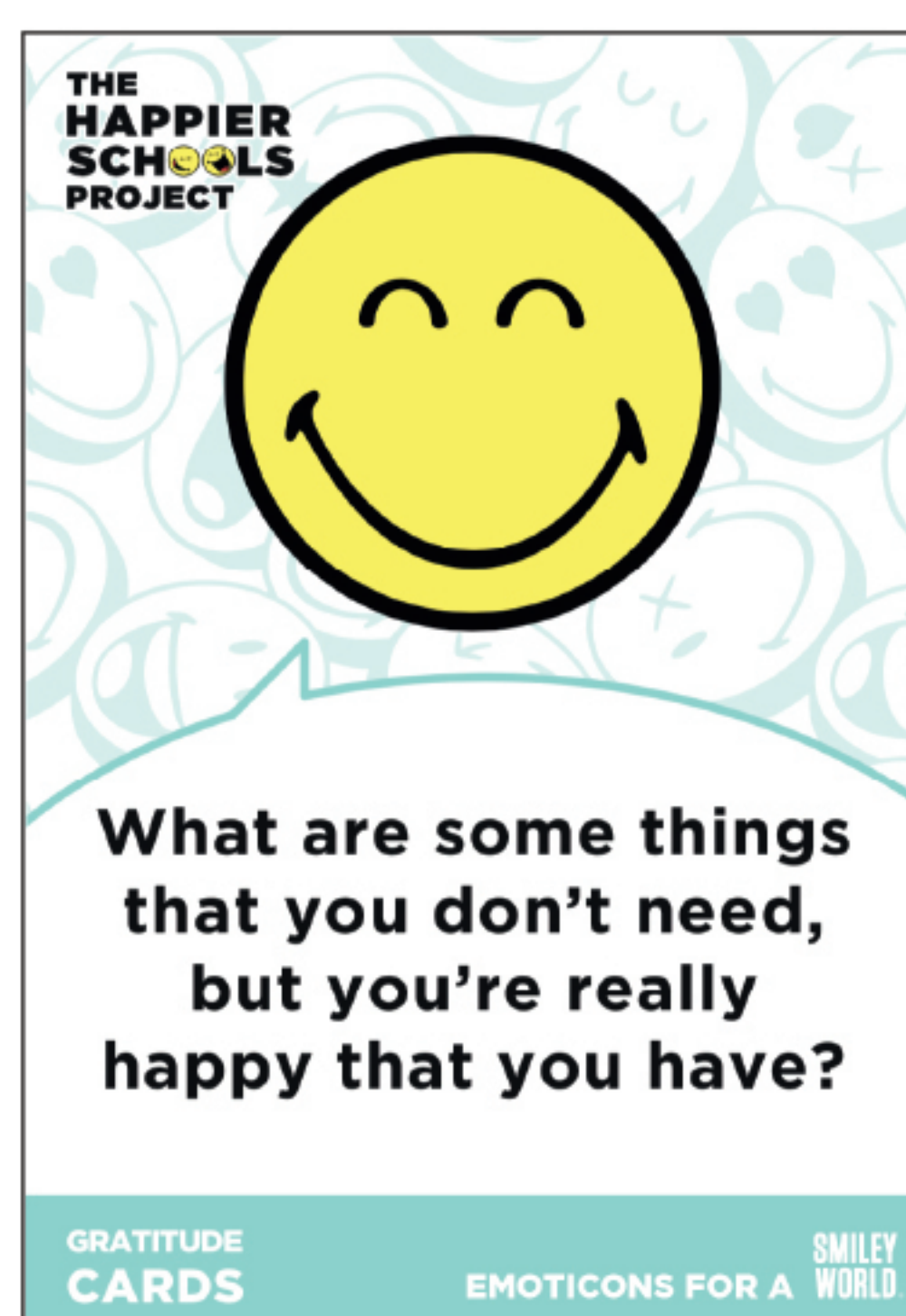
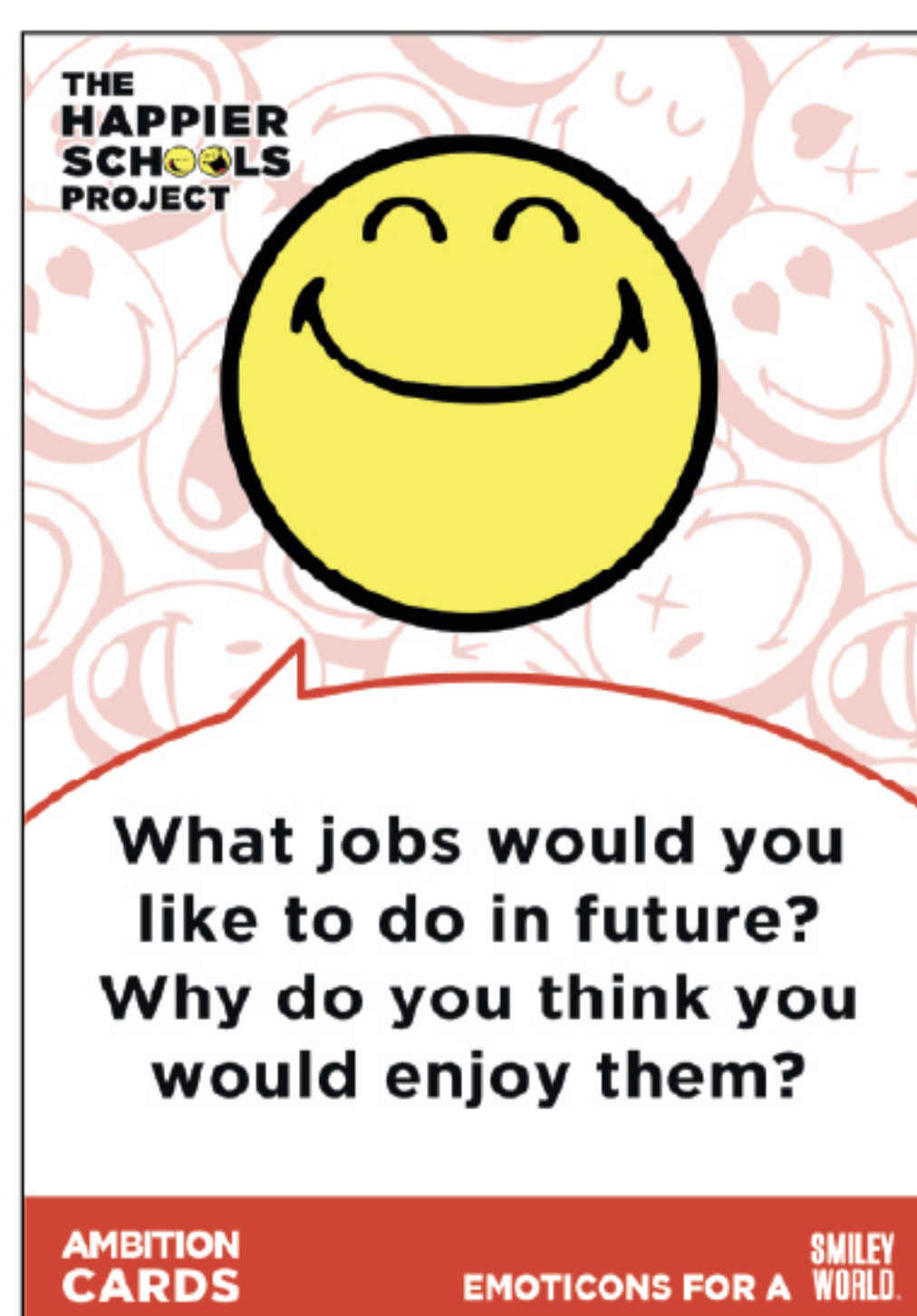
Look at your relationships with your friends and family. Who supports you? Who encourages you to reach your goals? Who could you build a better relationship with? How could you do that?

Maybe you could spend more time together doing something you both like to do or have a conversation using one of the Smiley **Take the Time to Talk Conversation Starter Cards**.

You could give pupils a set or selection or set of conversation cards to take home if you can.



TAKE THE TIME
TO TALK
CONVERSATION
STARTER
CARDS



Read the passage and fill in the blanks with words from the selection below.

Working well with others in a team is an important life skill.

If you're working in a team to solve a problem, remember to:

a) Give everyone a chance to t _____ about:

- i. What are their i _____?
- ii. What are they g _____ at doing?
- iii. What do they want to do in the t _____?

b) As a whole team, decide:

- i. How will you solve the p _____?
- ii. What will you do f _____?
- iii. Who will do which tasks?
- iv. If you want to have a team leader, w _____ should that be?

c) If disagreements occur, remember to:

- i. Listen to what each person wants to do.
- ii. Find out w _____ each person is saying what they are.
- iii. Ask others in the team what they think is the b _____ thing to do.
- iv. Agree what to do, agree a c _____ or agree to disagree.
- v. If you need to take a break, walk away and take deep b _____.



best first good breaths why who
talk compromise team problem ideas



Read the passage and fill in the blanks with words from the selection below.

Working well with others in a team is an important life skill.

If you're working in a team to solve a problem, remember to:

a) Give everyone a chance to _____ about:

- i. What are their _____ ?
- ii. What are they _____ at doing?
- iii. What do they want to do in the _____ ?



b) As a whole team, decide:

- i. How will you solve the _____ ?
- ii. What will you do _____ ?
- iii. Who will do which tasks?
- iv. If you want to have a team leader, _____ should that be?

c) If disagreements occur, remember to:

- i. Listen to what each person wants to do.
- ii. Find out _____ each person is saying what they are.
- iii. Ask others in the team what they think is the _____ thing to do.
- iv. Agree what to do, agree a _____ or agree to disagree.
- v. If you need to take a break, walk away and take deep _____ .



best first good breaths why who
talk compromise team problem ideas



Read the passage and fill in the blanks with the words you think fit best.

Working well with others in a team is an important life skill.

If you're working in a team to solve a problem, remember to:

a) Give everyone a chance to _____ about:

- i. What are their _____ ?
- ii. What are they _____ at doing?
- iii. What do they want to do in the _____ ?



b) As a whole team, decide:

- i. How will you solve the _____ ?
- ii. What will you do _____ ?
- iii. Who will do which tasks?
- iv. If you want to have a team leader, _____ should that be?

c) If disagreements occur, remember to:

- i. Listen to what each person wants to do.
- ii. Find out _____ each person is saying what they are.
- iii. Ask others in the team what they think is the _____ thing to do.
- iv. Agree what to do, agree a _____ or agree to disagree.
- v. If you need to take a break, walk away and take deep _____ .

